

# LED electronic substitution board, rechargeable

EAN 8591792233230, ID 23323

## USER GUIDE

Football Substitution Board(Single Side)


Parts List				
Parts Name	Quantity	Unit	Test	Shipment
LED display	1	set		
Power supply	1	pc		
User manual	1	pc		

### I Features

- Soccer Player Substitution Function.
- Injury Time Function.

### II Technology Specification

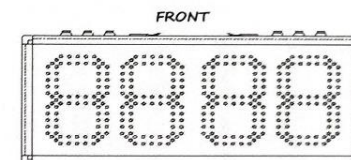
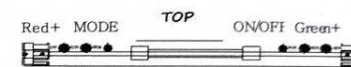
- Apparent Size: 555\*263\*50mm
- Weight: 1.9Kg
- Color: Black
- Display: 4 digits
- Light-emitting Device: Φ5mm high visibility red & green LED



- Visible Distance: 120m(in open field).
- Working Voltage: 12VDC, Working Current: ≤0.4A.
- Power Supply Method: Internal Lithium Battery, Battery Spec: 12V 2200mAh, with a charger 12.6V 1A.
- Battery Charging Time: 3 Hours, Battery Usage Time: 5 Hours.
- Working Environment Temperature Range: -10°C ~ 50°C, Protection Class: Ip52.

### III Buttons

- [ON/OFF] Button: This button is used to power on/off.
- [MODE] Button: This button is used in player substitution and injury time.
- [RED + ] Button: This button is used to increase the data by 1.
- [GREEN + ] Button: This button is used to decrease the data by 1.



### IV Operation

1. Press the first right red button "ON/OFF", 0000 will be displayed on the clock section of the football substitution board.
2. After 0000 displays on the football substitution board, it is used for soccer player substitution by default. Press the first left red button on the left to increase by 1 for the first digit on the football substitution board. Press the second left button on to increase by 1 for the second digit on the football substitution board. Similarly, press the first right green button (beside ON/OFF button) to increase by 1 for the first green digit on the football substitution board. Press the second right green button to increase by 1 for the second green digit on the football substitution board.
3. When entering into injury time mode, the screen displays two red digits from left to right, press the left two [red +] buttons to increase by 1 for the two red digit on the football substitution board (digit increments from 0-9 circularly), the injury time change from 0 to 99.

### V Maintenance

1. Before connecting power, pls ensure every connection wire is right. It is forbidden for any plugging in or out after power on.
2. If possible, please do not use outdoor. Do not expose it to hot sun and high temperature for a long time.
3. Keep away from corrosive liquid, sharp hard object impact.
4. If you do not use it for a long time, please charge the battery once in 3-4 months to avoid the damage of the battery.

Importer to Czech Republic:

**RADANSPOrT s.r.o. Za Otýlí 10 370 01 České Budějovice, Czech republic**

**email: obchod@e-sportshop.cz phone: +420 387 411 543**